

AUCHI POLYTECHNIC IDENTITY CARDS



The Auchipoly ID Card is the official identification card for students of Auchi Polytechnic. It is yours alone to use and must be shown when demanded. It is not transferable under any pretext or condition. Do not lend your ID card to any other person.

If you are eligible for the ID card, you may obtain yours from your department after signup and updating your profile online.

Signup Procedures

- The first step is to visit the student's portal at www.portal.auchipoly.edu.ng and the click on the **IDCARD** link to proceed.



HOME STUDENT STAFF ACADEMIC RECORDS DOWNLOADS **IDCARD** ASK MIS

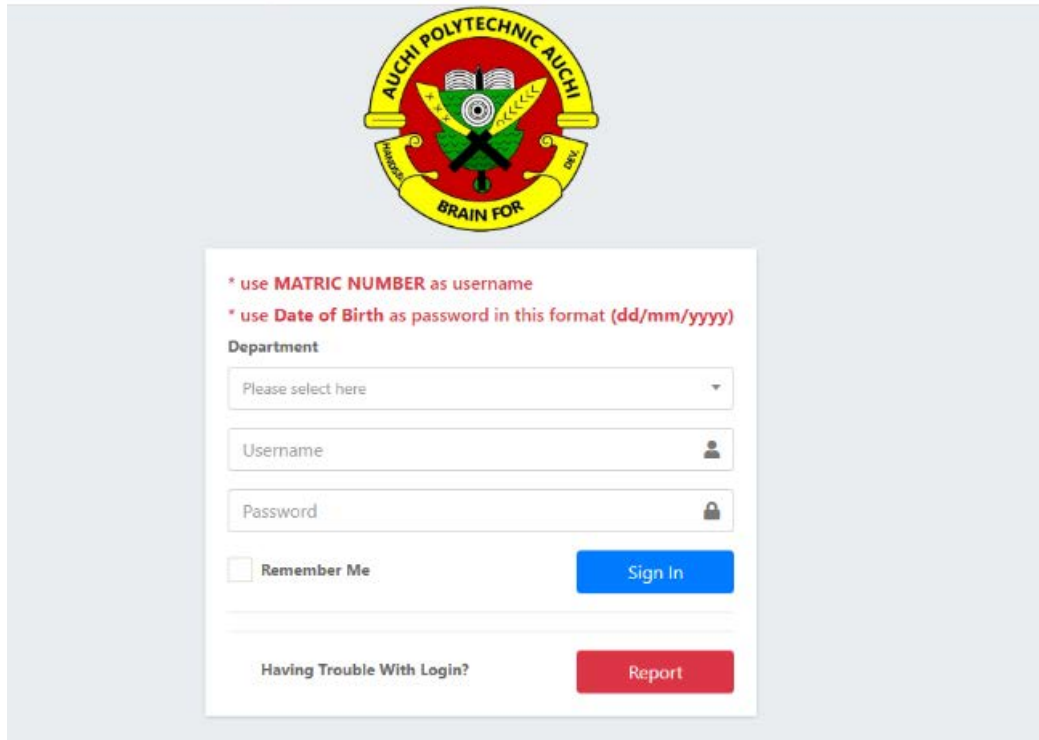
AUCHIPOLY.EDU.NG

Computer Based Educational Enterprise E-Suite (COMB3S)

Post-Registration, ICT support and Systems app.

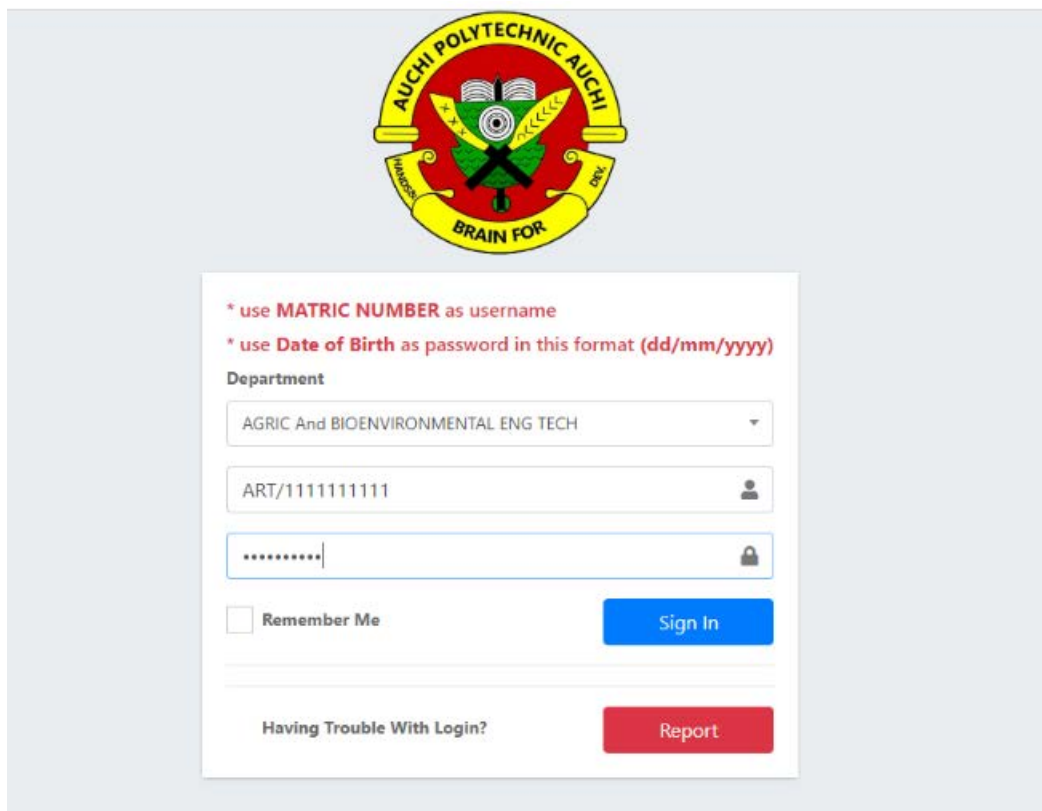
Morning	Evening	Degree
Auchi Polytechnic Programmes - National Diploma (ND), Higher National Diploma (HND) and Post - Higher National Diploma for morning students.	Auchi Polytechnic Programmes - National Diploma (ND) and Higher National Diploma (HND) for School of Evening Studies students.	Auchi Polytechnic Degree Programme in affiliation with Nnamdi Azikiwe University, Awka, Anambra State.
Enter	Enter	Enter

- The page below is displayed



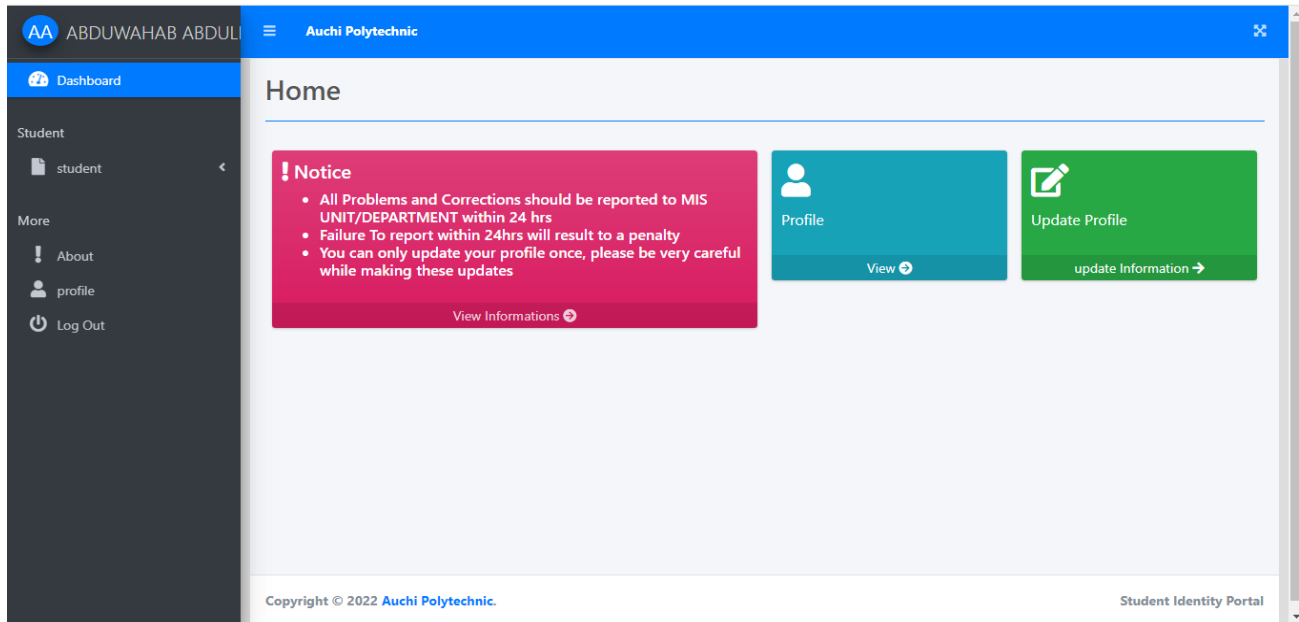
The screenshot shows the login page for AUCHI Polytechnic. At the top center is the institution's logo, which is circular with a red background and yellow border, containing a book and a torch, with the text "AUCHI POLYTECHNIC AUCHI" and "BRAIN FOR" below it. Below the logo is a white login form with a red border. The form contains the following elements: two lines of red text instructions: "* use MATRIC NUMBER as username" and "* use Date of Birth as password in this format (dd/mm/yyyy)"; a "Department" dropdown menu with the placeholder text "Please select here"; a "Username" input field with a person icon; a "Password" input field with a lock icon; a "Remember Me" checkbox; a blue "Sign In" button; a "Having Trouble With Login?" link; and a red "Report" button.

- Select your Department, enter your Matriculation Number as Username and Date of Birth as Password (**dd/mm/yyyy**) to login

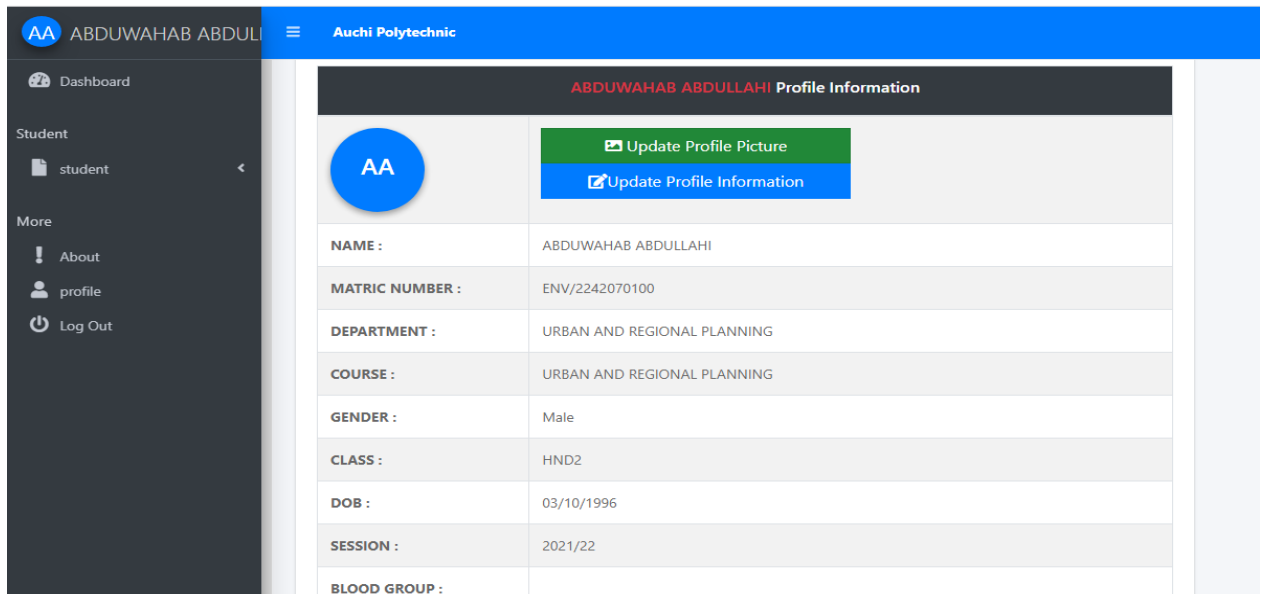


This screenshot shows the same login page as above, but with the form fields filled out. The "Department" dropdown menu is set to "AGRIC And BIOENVIRONMENTAL ENG TECH". The "Username" field contains "ART/1111111111". The "Password" field contains a series of dots. The "Remember Me" checkbox is unchecked. The "Sign In" button is blue, and the "Report" button is red.

- Upon login the Dashboard is displayed
(**Read the instruction carefully before you continue**)



- Click View Profile to Confirm your Details



- Click update profile to upload a passport (**make sure the passport photo is on a plain white background and your shoulders level aligned.**) and select your Blood Group and click update.

The screenshot shows a web interface for updating personal information. The header includes the user's name 'ABDUWAHAB ABDULLI' and the institution 'Auchi Polytechnic'. The left sidebar contains navigation options: Dashboard, Student (with a sub-option 'student'), and More (with sub-options 'About', 'profile', and 'Log Out'). The main content area is titled 'Update Your Personal Information' and contains the following fields:

- Matric Number:** A text input field containing 'ENV/2242070100'.
- Blood Group:** A dropdown menu with the placeholder text 'Please select here'.
- Identity Photo:** A section with the instruction '(should be less than 300kb)'. It includes a 'Choose file' button and a 'Browse' button.

A large blue 'Update' button is positioned at the bottom center of the form.


- After updating profile the page below is displayed. Click on the Print Slip button to print. Make sure your details are correct before printing. (**You can report to MIS for any correction within 24Hours**)

The screenshot displays the 'Personal Information' page for a user named 'Oga Alama'. The page features a profile picture of a man in a blue shirt and red tie. Below the photo, the following details are listed:


NAME :	Oga Alama
MATRIC NUMBER :	Ict/1234567890
DEPARTMENT :	OFFICE_TECHNOLOGY_and_MANAGEMENT
COURSE :	OTM
GENDER :	Male
CLASS :	HND1
DOB :	01/01/2000
SESSION :	2021/22
BLOOD GROUP :	A+

A 'Print Student ID Slip' button is located at the bottom right of the page, highlighted with a red circle.

➤ Print your slip to collect you ID card when it's ready.



AUCHI POLYTECHNIC
CENTRAL ADMINISTRATION
Benin Okene Road, PMB 13, AUCHI, EDO STATE – NIGERIA
OFFICE OF THE REGISTRAR
2021/22 STUDENT IDENTITY SLIP



STUDENT INFORMATION	
NAME :	Oga Alama
MATRIC NUMBER :	Ict/1234567890
DEPARTMENT :	OFFICE_TECHNOLOGY_and_MANAGEMENT
COURSE :	OTM
SESSION :	2021/22
CLASS :	HND1
GENDER :	Male
DOB :	01/01/2000
BLOOD GROUP :	A+

ADMIN

STUDENT

Note: You are to collect your ID card from your department.